

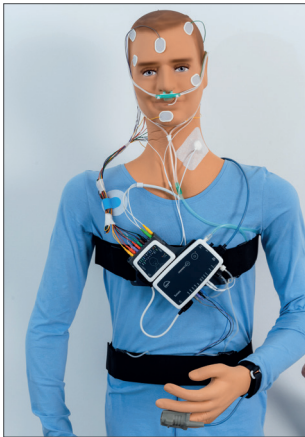
Sensor Connections

Sonata

Polysomnograph



Application Variant 1 - V-shape with nasal cannula or thermistor*



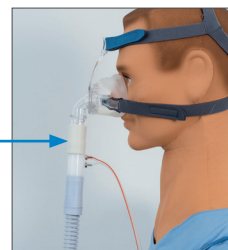
Connection cable
Main/Neuro module



Application Variant 2 - Separate application with T-Adapter*




T-Adapter

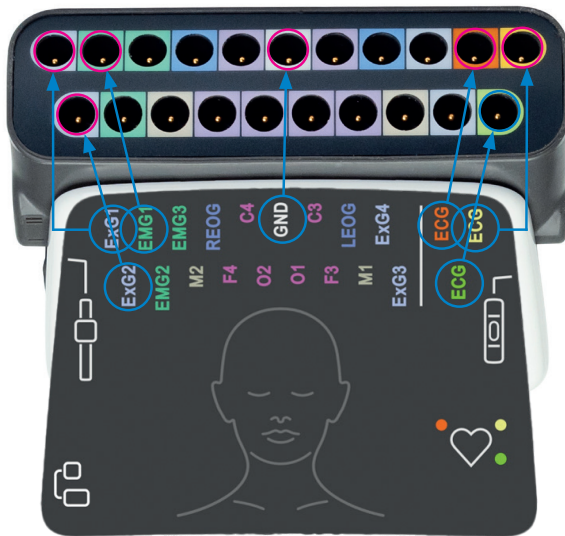


*Both application variants can be used with nasal cannula or thermistor and with T-Adapter.

Main Module Sockets



	Connection cable Main/Neuro module		Grounding electrode Caution! When using the the neuro module, use the GND socket on the neuro module and leave the one on the main module free.		Abdomen
	Electrode socket Leg, left 1				SpO ₂ – Fingerclip (bottom, larger socket) IOIOIO – Socket for connection cable to PC/network (top, smaller socket)
	Electrode socket Leg, left 2		Thermistor		
	Electrode socket Leg, right 1		Snore microphone		Black screw cap on T-Adapter
	Electrode socket Leg, right 2		Thorax		Nasal cannula or white screw cap on T-Adapter



Neuro module with all cables connected

© Copyright protected.
Copying or reproduction of any sort requires the explicit approval of Löwenstein Medical.



Dr. Fenyves und Gut Deutschland
Daimlerstraße 23
72414 Rangendingen, Germany

Sales + Service
Löwenstein Medical
Arzbacher Straße 80
56130 Bad Ems, Germany
T. +49 2603 9600-0
F. +49 2603 9600-50
info@loewensteinmedical.com
loewensteinmedical.com

